



















**Gabarits de drapeaux — Quadrillage 8 cases (2x4)**







**Gabarits de drapeaux — Quadrillage 12 cases (3x4)**



**Gabarits de drapeaux — Quadrillage 16 cases (4x4)**



**Gabarits de drapeaux — Vierges (sans quadrillage)**



# Outil de vérification — Grilles de contrôle (3x4) à découper

À imprimer (idéalement) sur transparent. Poser la grille sur un drapeau pour compter les parts.

